

FRP SLIDE GATES SERIES: A-161



FRP SLIDE GATE



SPECIFICATION:

These slide gates are made in compliance with AWWA C563.

APPLICATION:

These slide gates are directly mounted on the face of a wall to isolate flow in and out of a conduit and are suitable for 3 m seating and 3 m unseating head or as required.

FEATURES:

- Rigid flange back frame made of Fiber reinforced plastic suitable for direct mounting on face of wall using anchor fasteners and secondary grout between wall and frame.

- Short length frame provided with short length extension guides sufficient to engage at least half the overall vertical height of slide when the gate is fully open.
- Fiber reinforced plastic slide of suitable strength to withstand applicable water head without metal reinforcements.
- Offered with PRESS-ON™ resilient sealing system comprise of replaceable resilient seal mounted on frame in forced contact with face of slide and provided with flow deflectors to restrict direct exposure of sealing arrangement to hazardous solid materials coming with flow.
- Seal fitment ensures the gate does not dislodge from location during future seal replacement.
- Flush bottom slide gates provided with a bottom sealing arrangement comprises of flexible rubber seal flush with the opening.
- Rising stem with pedestal / yoke mounted manual gate operating arrangement to operate the slide gate with less than 18 kgs effort on the crank or handwheel.
- Single piece or multi piece stem to suit the installation depth, coupling to connect the stem sections with the lowest stem section connecting to the stem block mounted on slide.
- Stem guides and brackets to prevent buckling of stem.
- Dual or tandem stems for all gates 1200 mm and wider and having widths greater than twice their height.
- Anchor bolts with nuts and washers for frame, stem guide brackets and pedestal of lift mechanism.

OPTIONAL FEATURES:

- Oversized frame opening for slide gates to be mounted in front of a concrete pipe terminating at face of the wall.
- Self-contained / close top gate frame with lifting mechanism mounted directly on the yoke provided across the top of slide gate frame.
- Electric / Pneumatic / Hydraulic operating arrangement.
- Portable gate operator for manual / electric / hydraulic operating arrangement.
- Foot wall bracket for pedestal mounting.
- Stem cover made of galvanized steel or transparent plastic tube.
- Gate position indicating arrangement.

MATERIAL OF CONSTRUCTION:

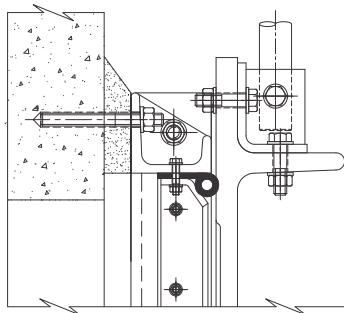
Depending upon application & requirement, client can select & specify the material of construction option for various components of the gate from the alternatives stated on page no. 29.

FRP SLIDE GATES SERIES: A-161

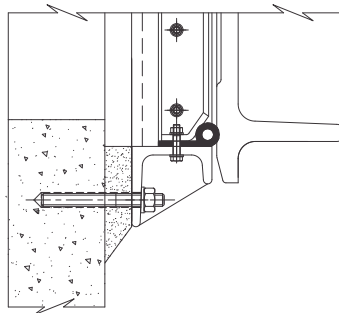
SHOP TESTING:

- Leakage testing of slide gate at plant at actual operating head to verify slide gate leakage performance in line with leakage requirement as specified or as per AWWA C563.
- Seat clearance check of each slide gate for checking clearance between mating sealing faces.
- Movement test for checking interference free movement of complete assembly.
- Torque test to verify gate operating torque for manual operating slide gate.

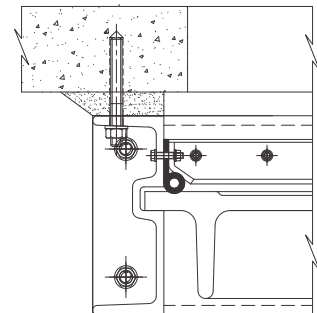
PRESS-ON™ RESILIENT SEALING SYSTEM



TOP SEALING ARRANGEMENT



BOTTOM SEALING ARRANGEMENT



SIDE SEALING ARRANGEMENT