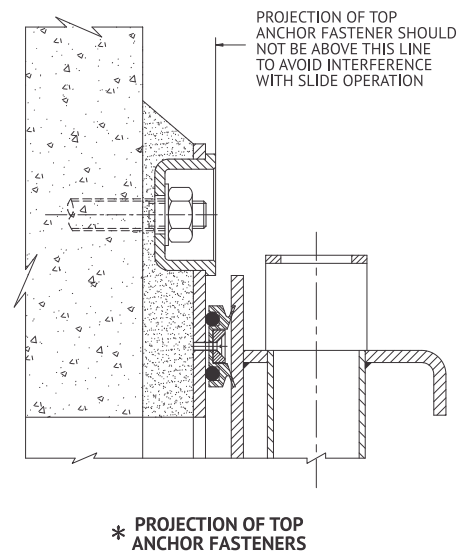
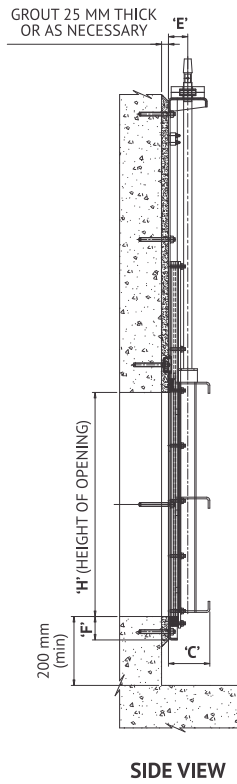
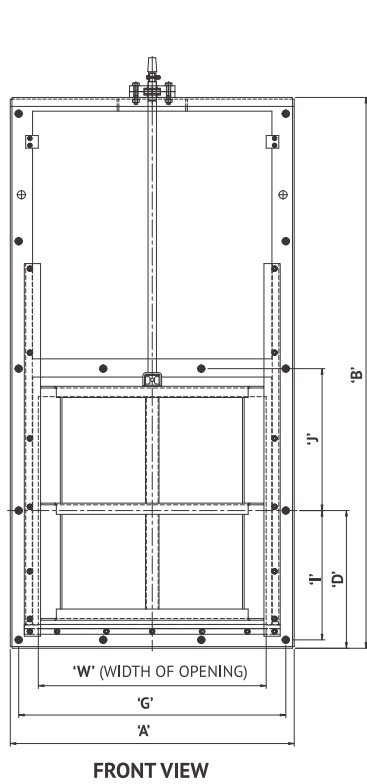


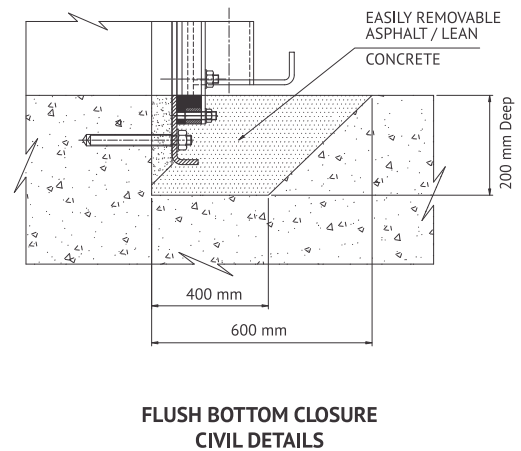
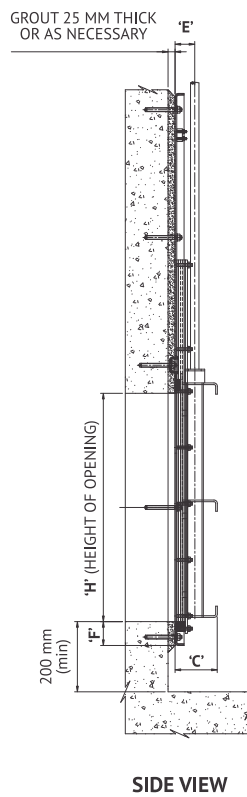
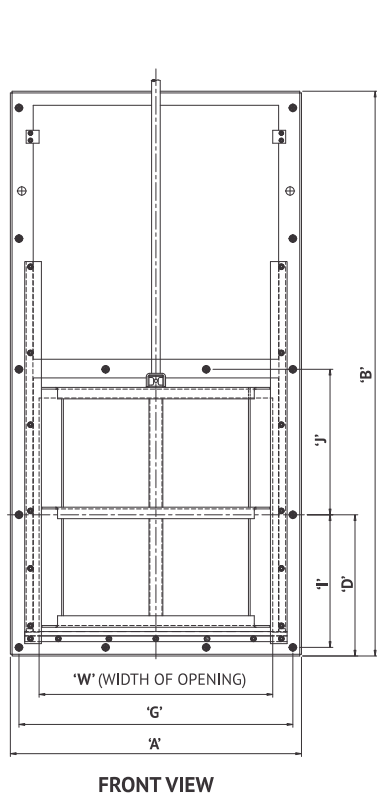
STAINLESS STEEL SLIDE GATES

SERIES: A - 112 - DRAWINGS

SELF-CONTAINED - CONVENTIONAL CLOSURE



NON SELF-CONTAINED - CONVENTIONAL CLOSURE



SERIES: A - 112 - DATASHEET



W	H	A	B	C	D	E	F	G	I	J
150	150	345	540	130	130	64	50	292	76	-
200	200	395	650	130	150	64	50	343	101	-
250	250	445	750	130	180	64	50	394	127	-
300	300	495	850	135	205	64	50	445	152	-
350	350	545	950	140	230	64	50	495	178	-
400	400	600	1050	150	255	67	50	546	203	-
450	450	655	1255	150	315	67	85	597	282	-
500	500	710	1355	155	340	67	85	648	308	355
550	550	760	1455	171	365	67	85	698	333	381
600	600	810	1560	171	390	67	85	749	362	406
700	700	910	1760	171	440	67	85	851	409	457
750	750	960	1865	175	470	70	85	902	435	483
800	800	1010	1965	180	490	70	85	952	460	508
900	900	1115	2170	180	545	70	85	1054	511	559
1000	1000	1215	2370	180	595	76	85	1156	562	609
1200	1200	1420	2780	180	695	76	85	1359	664	711

NOTES:

- All dimensions are in mm.
- Dimensions of rectangular & other sizes on request.